



US00D840645S

(12) **United States Design Patent**
Ellis

(10) **Patent No.:** **US D840,645 S**

(45) **Date of Patent:** **** Feb. 19, 2019**

- (54) **ATHLETIC SANDAL UPPER**
- (71) Applicant: **Frampton E. Ellis**, Jasper, FL (US)
- (72) Inventor: **Frampton E. Ellis**, Jasper, FL (US)
- (73) Assignee: **ANATOMIC RESEARCH, INC.**,
Jasper, FL (US)
- (**) Term: **15 Years**
- (21) Appl. No.: **29/636,138**

6,584,706 B1 7/2003 Ellis, III
 6,609,312 B1 8/2003 Ellis, III
 6,629,376 B1 10/2003 Ellis, III
 6,675,498 B1 1/2004 Ellis, III
 D485,972 S 2/2004 Magro
 (Continued)

Primary Examiner — Rashida C. Walshon
 (74) *Attorney, Agent, or Firm* — Mendelsohn Dunleavy,
 P.C.

- (22) Filed: **Feb. 6, 2018**
- (51) **LOC (11) Cl.** **02-04**
- (52) **U.S. Cl.**
USPC **D2/916**
- (58) **Field of Classification Search**
USPC D2/896–900, 914–917, 909, 930, 943,
D2/946, 969–972
CPC A43B 3/12; A43B 3/122; A43B 17/00;
A43B 3/126–3/128; A43B 3/10
See application file for complete search history.

(57) **CLAIM**

The ornamental design for an athletic sandal upper, as shown and described.

DESCRIPTION

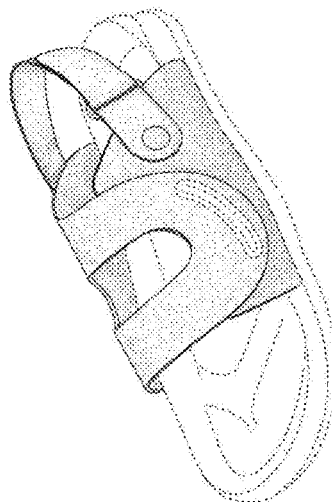
FIG. 1 is a perspective view of one embodiment of the athletic sandal upper;
 FIG. 2 is an anterior (front) view of the athletic sandal upper of FIG. 1;
 FIG. 3 is a posterior (rear) view of the athletic sandal upper of FIG. 1;
 FIG. 4 is a lateral view of the athletic sandal upper of FIG. 1; and
 FIG. 5 is a medial view of the athletic sandal upper of FIG. 1.
 FIG. 6 is a top view of the athletic sandal upper of FIG. 1; and
 FIG. 7 is a bottom view of the athletic sandal upper of FIG. 1.
 In FIG. 1 the consistent length broken lines depict unclaimed environmental structure. The alternating-length broken lines seen in FIGS. 1, and 4-6 depict the boundary of the claimed design. The broken lines and the structures they depict form no part of the claimed design.
 The embodiment of the athletic sandal upper shown in FIGS. 1-7 is for a left foot. The embodiment of the athletic sandal upper for a right foot is a mirror image of the embodiment shown in FIGS. 1-7 about a sagittal plane of a human body.

(56) **References Cited**

U.S. PATENT DOCUMENTS

D253,138 S *	10/1979	Foldes	D2/916
D329,536 S	9/1992	Lucas		
D330,800 S	11/1992	Lucas		
D332,516 S	1/1993	Middleton		
D332,517 S	1/1993	Middleton		
D346,271 S *	4/1994	McDonald	D2/916
D353,038 S *	12/1994	Morris	D2/916
D375,615 S *	11/1996	McDonald	D2/916
5,909,948 A	6/1999	Ellis, III		
D416,128 S *	11/1999	Kelchak	D2/916
D420,785 S	2/2000	Perez		
6,115,941 A	9/2000	Ellis, III		
6,115,945 A	9/2000	Ellis, III		
6,295,744 B1	10/2001	Ellis, III		
D449,918 S	11/2001	Boncutter		
6,487,795 B1	12/2002	Ellis, III		

1 Claim, 6 Drawing Sheets



(56)

References Cited

U.S. PATENT DOCUMENTS

6,789,331	B1	9/2004	Ellis, III	
D498,902	S	11/2004	Adams	
6,810,606	B1	11/2004	Ellis, III	
7,174,658	B2	2/2007	Ellis, III	
7,243,443	B2	7/2007	Swigart	
7,334,350	B2	2/2008	Ellis, III	
7,334,356	B2	2/2008	Ellis, III	
D563,648	S	3/2008	Belley et al.	
D564,748	S	3/2008	Belley	D2/916
7,562,468	B2	7/2009	Ellis, III	
D608,993	S	2/2010	McClaskie	
D612,589	S	3/2010	Kovacs	
7,793,430	B2	9/2010	Ellis	
8,291,614	B2	10/2012	Ellis	
D693,548	S	11/2013	Yudelowitz	
D699,424	S	2/2014	Hamm	
D731,766	S	6/2015	Ellis	
D787,167	S	5/2017	Ellis	
D815,812	S	4/2018	Matsuo	D2/916
2004/0216330	A1	11/2004	Swigart	
2005/0217141	A1	10/2005	Cobian	
2012/0174434	A1	7/2012	Ellis	
2012/0210603	A1	8/2012	Ellis	
2012/0226353	A1	9/2012	Ellis	
2012/0324763	A1	12/2012	Ellis	
2013/0146407	A1	6/2013	Ellis	
2013/0152282	A1	6/2013	Ellis	
2013/0153346	A1	6/2013	Ellis	
2013/0157003	A1	6/2013	Ellis	
2013/0160322	A1	6/2013	Ellis	
2014/0310992	A1	10/2014	Shalom et al.	
2014/0345167	A1	11/2014	Al-Ani	

* cited by examiner

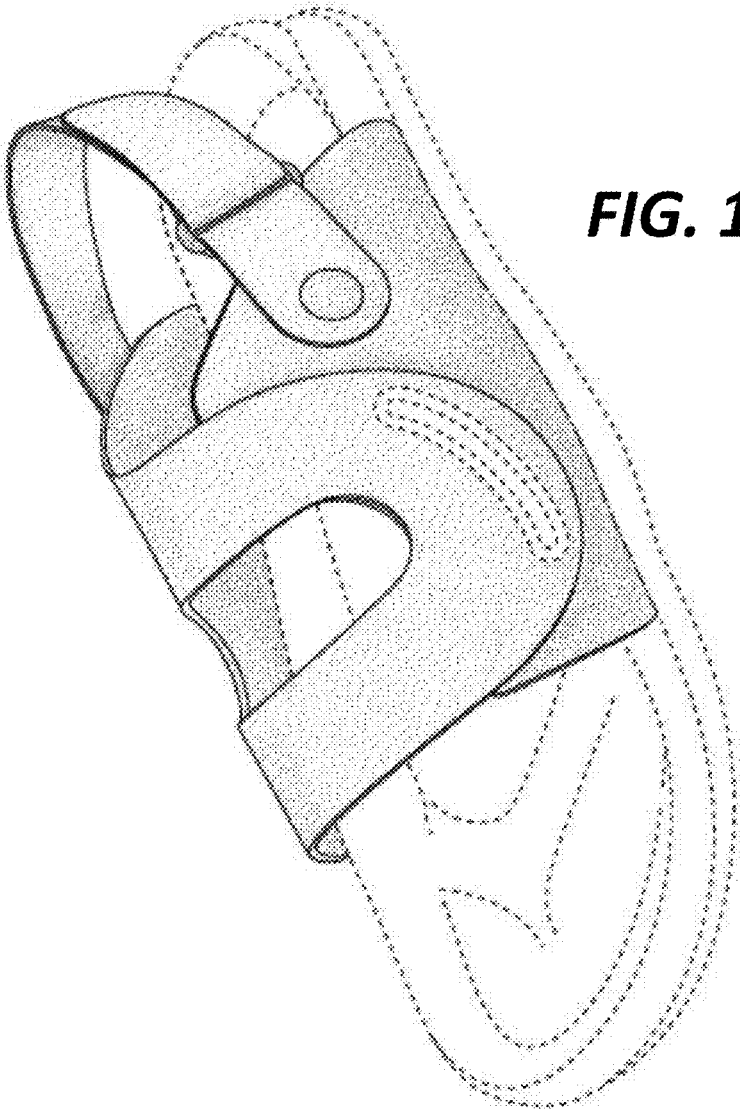


FIG. 1

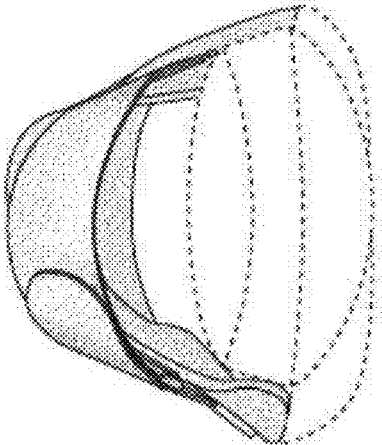


FIG. 3

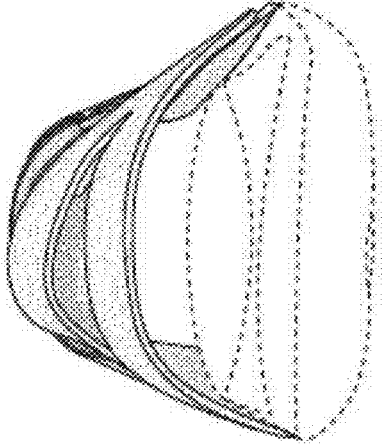


FIG. 2

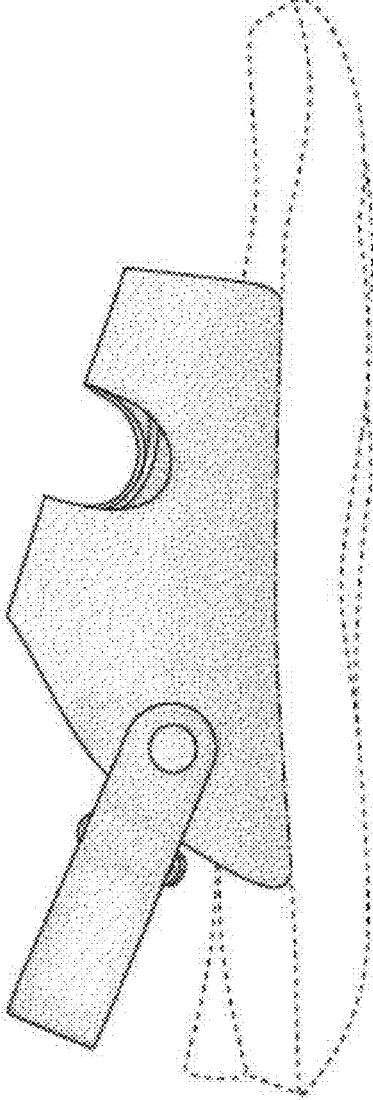


FIG. 4

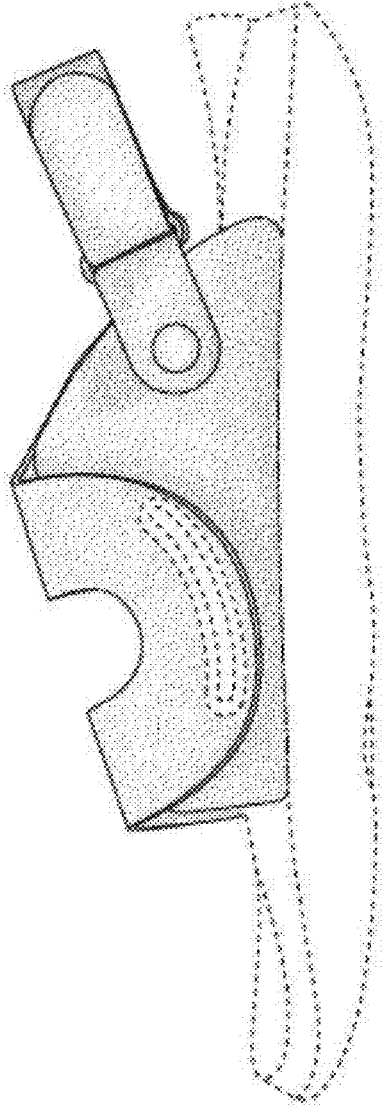


FIG. 5

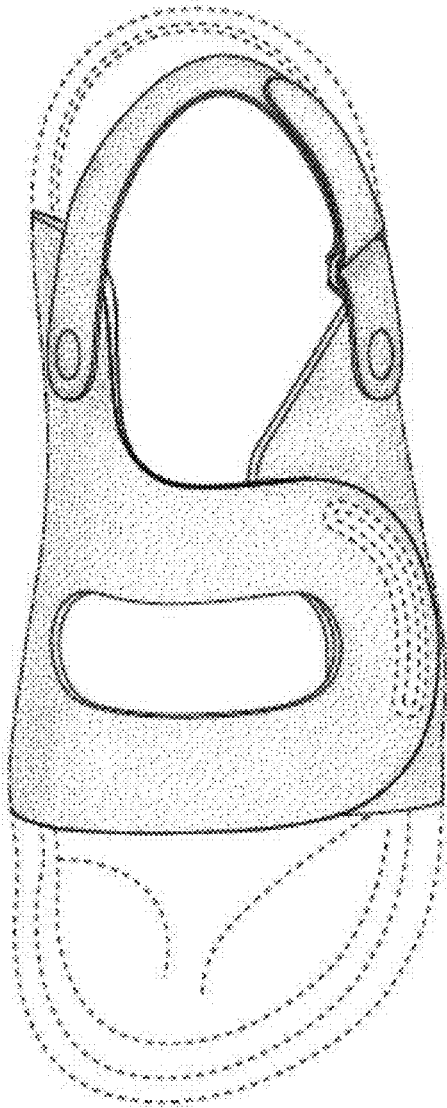


FIG. 6



FIG. 7